

Owner's Manual

CoreHD

Compact Active Loudspeaker

Table of Contents

Introduction.....	1
Setting Gains.....	2
Bluetooth and DSP.....	3

by **[H]ardBASS**

200 Schermerhorn Street, Brooklyn, NY 11201

www.hardbass.audio

Congratulations!

Congratulations on your purchase of the new CoreHD Active Loudspeaker!

CoreHD

This Loudspeaker features DSP-tuned, discrete Class-D amplification of premium transducers in a rugged, compact, lightweight and versatile cabinet.

CoreHD faithfully addresses the needs of Sound Reinforcement Professionals, Live Musicians, Houses of Worship, DJs, Bars, Persons and Artists of all stripes.

Safety Information

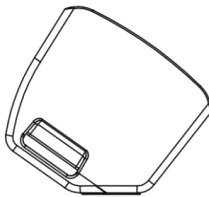
For your safety, please follow all standard precautions whenever operating this unit or any other electronic equipment.

- Do not expose this unit to water, rain or moisture.
- Do not operate if the power cord is broken or damaged.
- Ensure the cabinet is securely and properly positioned at all times.

Multi-Position Feature



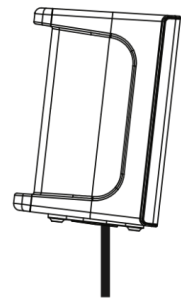
Floor Standing



Floor Monitor



Pole Mount
Tripod Mount




8° Tilt
Pole Mount
Tripod Mount

Do not attempt to suspend this unit by its carrying handles. Ensure none of your connected cables pose a trip hazard. Always follow all local event safety regulations.

Setting Gains

CoreHD features multiple inputs for connecting your microphone, mixer, music, etc.

Channel 1 is selectable between Microphone (Mic) and Line-Level input.

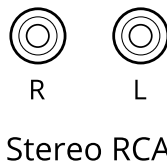


Set switch to **MIC** (switch upwards) **ONLY** if plugging a microphone directly into Channel 1.

Set switch to **LINE** (switch downwards) if plugging in a Mixer or a DJ Controller, et cetera, into Channel 1.

This is an XLR Combo Jack. Both XLR and 1/4" jacks can fit here.

Channel 2 is Line-Level only. It features another XLR-Combo jack for Professional Audio equipment, as well as consumer line-level Stereo RCA or 3.5mm AUX input.




3.5mm AUX

Each channel has a volume control knob with **SIGNAL/PEAK** Indicator.

SIGNAL/PEAK



This light should flash Green when signal is coming in. If the red-light is blinking, please lower your volume to avoid distorted sound.



Min. Max.

Correctly Set Gains will give you the best sound quality and reliability from your equipment.

LIMITER



The red LIMITER indicator blinks to alert you whenever the volume exceeds the Loudspeaker's maximum sustainable level. Please lower the volume if the LIMITER is blinking.

Constant use at this volume may damage the Loudspeaker. Such damage is not covered under warranty. Please lower the volume.

Bluetooth Audio

The CoreHD is equipped with a Bluetooth Audio player.



1. To begin pairing, hold the Bluetooth button for 3 seconds. The indicator blinks.
2. Connect to CoreHD on your bluetooth device.
3. Keep your volume low, open your device's media player and play a track.
4. Volume is controlled by your device. If the **LIMITER** indicator is blinking, lower volume.
5. To turn off, hold the Bluetooth button for 3 seconds. To unpair, press once.

Built-in DSP Presets

MAIN

Balanced equalization ideal for use as the Main speaker system in Live events

CLUB

Boosted Treble and Bass for use by DJs or for recreational use

EXT SUB

High-Pass, intended for use in combination with external Subwoofer Cabinets

LIVE

Special DSP Equalization tuned to the sound profile of very large Live Sound Systems

VOICE

Optimizes frequency response for Vocal programmes.

Mix Output



An XLR **Mix-Output** is provided for sending the Line-level audio signal to additional Active Loudspeakers or Active Subwoofers